

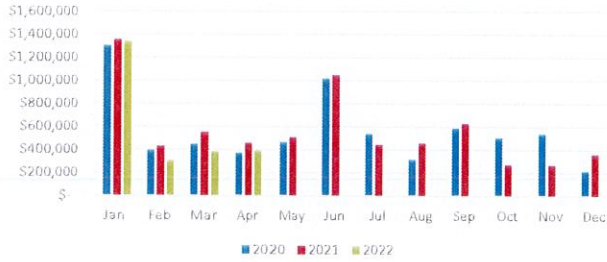
General Fund Revenue Year over Year Comparison by Funding Source

2020	Total				
	Revenue Less Transfers	Franchise Fees	Advalorem Tax	Sales Tax	Other
Jan	\$ 1,307,211	\$ 84,673	\$ 900,722	\$ 256,385.50	\$ 65,431
Feb	\$ 394,320	\$ 75,557		\$ 277,415.44	\$ 41,348
Mar	\$ 447,604	\$ 72,840	\$ 83,034	\$ 247,766.22	\$ 43,964
Apr	\$ 370,306	\$ 75,984		\$ 232,548.01	\$ 61,774
May	\$ 465,393	\$ 55,306		\$ 249,690.44	\$ 160,396
Jun	\$ 1,019,408	\$ 55,174	\$ 526,618	\$ 282,704.01	\$ 154,912
Jul	\$ 536,321	\$ 72,187	\$ -	\$ 291,861.46	\$ 172,272
Aug	\$ 313,918	\$ 7,033		\$ 284,707.17	\$ 22,178
Sep	\$ 587,273	\$ 145,193	\$ 166,967	\$ 284,500.26	\$ (9,387)
Oct	\$ 504,994	\$ 80,149		\$ 275,357.99	\$ 149,487
Nov	\$ 535,385	\$ 105,042	\$ 30,779	\$ 270,476.53	\$ 129,088
Dec	\$ 213,506	\$ 13,592	\$ -	\$ 279,913.05	\$ (79,999)
Total	\$ 6,695,639	\$ 842,729	\$ 1,708,120	\$ 3,233,326	\$ 911,464

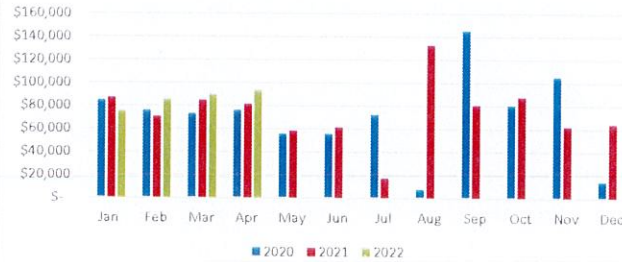
2021	Total				
	Revenue Less Transfers	Franchise Fees	Advalorem Tax	Sales Tax	Other
Jan	\$ 1,357,046	\$ 87,159	\$ 893,000	\$ 280,739	\$ 96,147
Feb	\$ 430,737	\$ 70,493		\$ 328,314	\$ 31,931
Mar	\$ 552,427	\$ 84,796	\$ 81,266	\$ 302,047	\$ 84,317
Apr	\$ 458,795	\$ 81,380		\$ 254,790	\$ 122,625
May	\$ 508,841	\$ 58,219	\$ -	\$ 340,742	\$ 109,879
Jun	\$ 1,050,682	\$ 61,476	\$ 547,309	\$ 309,769	\$ 132,129
Jul	\$ 445,401	\$ 17,046	\$ -	\$ 308,185	\$ 120,170
Aug	\$ 458,692	\$ 132,887	\$ -	\$ 317,916	\$ 7,889
Sep	\$ 628,089	\$ 80,617	\$ 261,446	\$ 364,931	\$ (78,905)
Oct	\$ 271,808	\$ 87,655	\$ -	\$ 291,147	\$ (106,994)
Nov	\$ 269,727	\$ 61,944	\$ -	\$ 276,590	\$ (68,807)
Dec	\$ 365,491	\$ 64,347	\$ -	\$ 414,400	\$ (113,256)
Total	\$ 6,797,735	\$ 888,019	\$ 1,783,022	\$ 3,789,570	\$ 337,124

2022	Total Revenue				
	Less Transfers	Franchise Fees	Advalorem Tax	Sales Tax	Other
Jan	\$ 1,344,767	\$ 75,766	\$ 977,331	\$ 315,670	\$ (24,000)
Feb	\$ 307,537	\$ 85,887	\$ -	\$ 345,174	\$ (123,524)
Mar	\$ 387,648	\$ 90,142	\$ 41,753	\$ 302,710	\$ (46,957)
Apr	\$ 399,466	\$ 93,798	\$ -	\$ 285,773	\$ 19,895
May	\$ -	\$ -	\$ -	\$ -	\$ -
Jun	\$ -	\$ -	\$ -	\$ -	\$ -
Jul	\$ -	\$ -	\$ -	\$ -	\$ -
Aug	\$ -	\$ -	\$ -	\$ -	\$ -
Sep	\$ -	\$ -	\$ -	\$ -	\$ -
Oct	\$ -	\$ -	\$ -	\$ -	\$ -
Nov	\$ -	\$ -	\$ -	\$ -	\$ -
Dec	\$ -	\$ -	\$ -	\$ -	\$ -
Total	\$ 2,439,419	\$ 345,594	\$ 1,019,084	\$ 1,249,327	\$ (174,586)

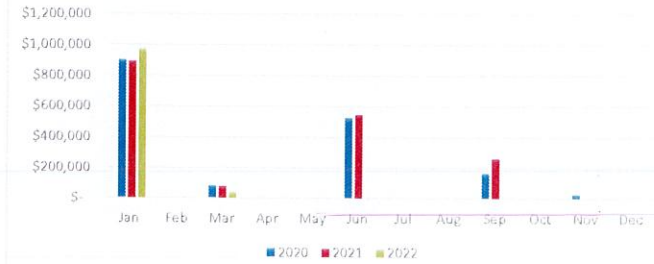
General Fund Total Revenue Less Transfers
3 Year Comparison



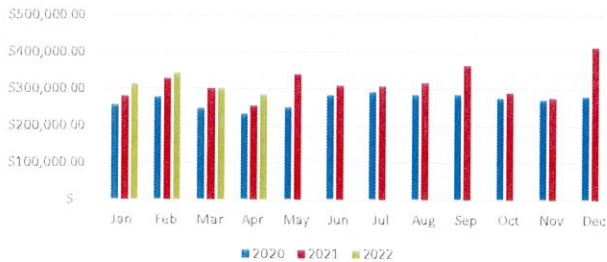
General Fund Franchise Fees
3 Year Comparison



General Fund AdValorem Tax
3 Year Comparison



General Fund Sales Tax
3 Year Comparison



General Fund Other Revenue
3 Year Comparison

